




**ANTHEM EQUITY GROUP, INC.**  
**MARCH AVAILABILITY**




**OFFICE AND INDUSTRIAL PROPERTIES**

ANTHEM PROPERTIES	SUITES AVAILABLE	SQ FEET	% OFFICE	RATE PSF	FEATURES
<b>Kolb Executive Park</b> Diana Dessy 886-1226 	<b>1670 N. Kolb Rd.</b> Suite 140 Suite 144 Suite 142 Suite 240 <b>1580 N. Kolb Rd.</b> Suite 200	576 677 792 956 1,317	100% 100% 100% 100% 100%	* See Below	<b>Property amenities include covered parking &amp; on-site management.</b>  3-room suite  3-room suite  Reception plus 3 offices and work room. Combine with Suite 140- 1,368 sf  Includes office/conference room with kitchen, one private office and a bull pen for work stations; multiple entrances.  Reception, 6 offices (or 5 offices + conference)
<b>Kolb Executive Park</b> Diana Dessy 886-1226 	<b>1580 N. Kolb Rd.</b> Suite 206 <b>1650 N. Kolb Rd.</b> Suite 200 <b>1580 N. Kolb Rd.</b> Suite 110 <b>1610 N. Kolb Rd.</b>	1,638 2,170 2,661 2,913	100% 100% 100% 100%	* See Below	<b>Property amenities include covered parking &amp; on-site management.</b>  <b>Private Balcony</b> facing Catalinas. Private offices & open space, break room.  Second floor has 8 offices, kitchen, file & supply rooms, separate entrances. Tenant improvements available.  Multiple private offices, built in reception, conference, breakroom. South end of building with ample parking. Tenant improvements available.  <b>NEW The Realty Executives building</b> is now available! Functional layout, multiple private offices in free standing building with reception area, conference, break room, some offices have private outside entrances.
<b>Central Point East</b> Diana Dessy 886-1226 	<b>4003 E. Speedway Blvd.</b> (North of Speedway off Sycamore Street)  Suite 102/103	1,200 to 2,400	70% to 100%	* See Below	<b>100 Mbps BANDWIDTH AVAILABLE!</b> Office space (with or without warehouse) from 1,200 to 2,400 sq.ft. located in a building with pre-wired internet connection to neighbor Login. Reduced internet and VoIP costs available. Covered parking available. TI's available.



**ANTHEM EQUITY GROUP, INC.**  
**MARCH AVAILABILITY**

**OFFICE AND INDUSTRIAL PROPERTIES**

ANTHEM PROPERTIES	SUITES AVAILABLE	SQ FEET	% OFFICE	RATE PSF (NNN)	FEATURES
<p><b>Central Point Bus. Plaza</b> Diana Dessy 886-1226</p> 	<p><b>3959 E. Speedway Blvd.</b></p> <p>Suite 314</p> <p>Suite 307</p> <p>Suite 301</p>	<p>844</p> <p>1,100</p> <p>5,400</p>	<p>100%</p> <p>75%</p> <p>0%</p>	<p><i>*See Below</i></p>	<p>Reception, large bull pen with natural light</p> <p>2 private offices, large open workspace + small warehouse</p> <p>Large open warehouse 120' x 45'. A portion of the warehouse is also available for sublease.</p>
<p><b>Matrixx Business Center</b> Diana Dessy 886-1226</p> 	<p>10831 N. Mavinee Drive ORO VALLEY</p> <p>Suite 105</p> <p>Suite 185</p> <p>Suite 105/165 combined</p> <p>Suite 165/185</p> <p>Total available</p>	<p>6,745</p> <p>8,000</p> <p>14,745</p> <p>16,000</p> <p>22,745</p>	<p>100% A/C</p>	<p><i>*See Below</i></p>	<p><b>NEW ON THE MARKET.</b> Office and Manufacturing space now available. Located in the Foothills Business Park with awesome views of Pusch Ridge. Suite 105 Ready to move in, with new carpet and paint in private offices, bull-pen areas plus two epoxy-floored, air-conditioned, clean manufacturing/ tech bench areas (or can be additional cubicles) with power drops. Break room. Plentiful data &amp; phone connections to hub.</p> <p>Suite 165/185 have open manufacturing and distribution areas, lab spaces, rooms with dedicated HVAC and compressed air, private offices, restrooms with showers, break room. Plentiful data &amp; phone connection to hub.</p>
<p><b>EasyCare Building</b> Diana Dessy 886-1226</p> 	<p>2300 E. Vistoso Commerce Loop ORO VALLEY</p>	<p>12,000</p>	<p>27%</p>	<p><i>*See Below</i></p>	<p>Free standing building in Rancho Vistoso, nearby Sanofi-Aventis, Ventana Medical and Northwest OV Hospital. Visibility from Oracle Road.</p> <p>Building has approx 3200 sf office area including conference room and server room. Warehouse is approx 8,800 sf. with one grade level roll-up and one LOADING DOCK with truck well. Ample parking in front and back. Incredible mountain views.</p> <p><b>Currently Occupied; call for showing</b></p>

*\*Rates are determined by tenant, length of term and improvements. Please call for more information. 520-886-1226*

